

PRODUCT SHEET / 2019 07 04

JungleWall

Wall absorbent

Design: Superlab



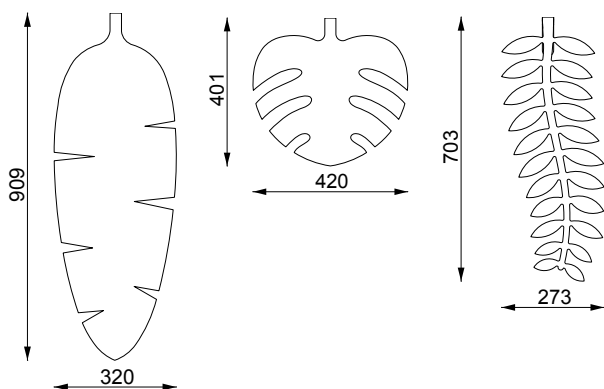
JungleWall

Wall absorbent

Design: Superlab

JungleWall is a series of sound absorbing leafs in different patterns. The leafs are made of felt and mounted in a way that creates a distance to the wall which is a good condition for sound absorption. JungleWall is advantageously used in large quantities in a workplace or public environment as a background wall.

DIMENSIONS



Banana Leaf

Monstera

Royal Fern

3 different leafs.

Thickness: 5 mm

Weight: 800 g/m² (appr. 100 g/leaf)

100% recyclable material.

Deliveres in 6-pack/leaf.

Complete with fittings.

DESCRIPTION

Leaf: 5 mm polyester felt

Hook: solid ash

Mounting: Leaf and hook screwed directly onto wall.

FELT

Green standard colours 446, 447, 448.

Other colours on request (see page 4).



446

447

448

OPTIONS

Stained hook.

Photographic fabric scans are displayed as a guide and colour variations may occur. If needed, we advise you request actual fabric samples before ordering.

JungleWall

Wall absorbent

Design: Superlab

CERTIFICATES

Glimakra of Sweden AB is certified according to ISO 9001:2015 and ISO 14001:2015.

Measurements made in accordance with ISO 354:2003, 2019-04-08. Evaluation made according to standard for individual objects SS 25269:2013 (Report: 19-709-M8 och 19-709-M7) och ISO 11654:1997 (Report: 19-709-M9).

$\alpha_w = 0,55$ (MH), Absorption class D

N_{10} : 1,7 (10,79 m. 28 pcs assembly square)

N_{10} : 9,1 (1,54 m. 4 pcs assembly square)



Composition: 100 % Polyester

Fire Reaction

- EN 13501-1+A1: B-s1, d0
- ASTM E-84-18: Class A

Abrasion resistance

- UNE-EN 14465+A1: Class A
- ISO 12947- 2 / AC: > 50.000 rubs cycles Martindale

Colour fastness to light

- EN ISO 105-B02: 6-7

STANDARD 100 by OEKO-TEX®

SPECIFICATION TEXT

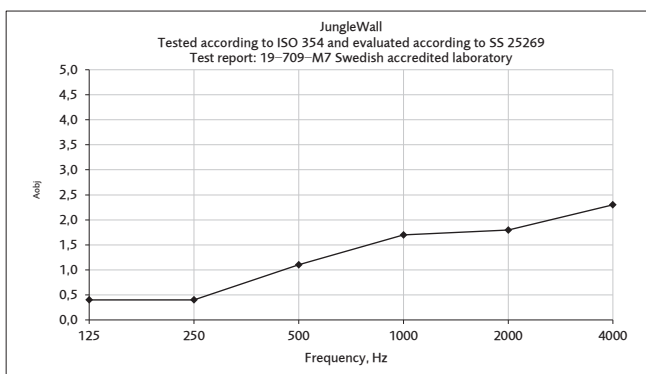
Eg: JungleWall wall absorbent in felt. Suspension with hook in solid ash.

6 pcs Banana Leaf green 448

6 pcs Monstera green 448

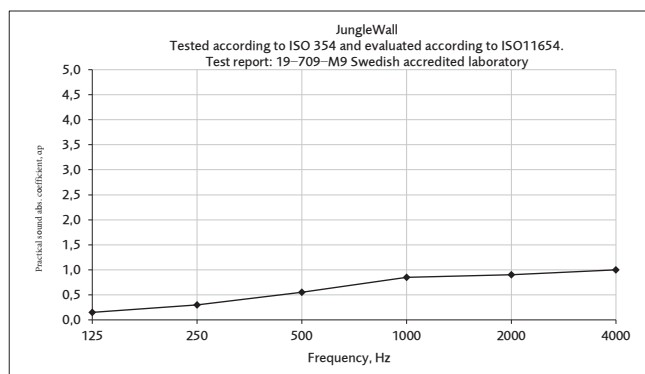
6 pcs Royal Fern green 448

JungleWall 4 squares (1,54 m²) $N_{10} = 9.1$



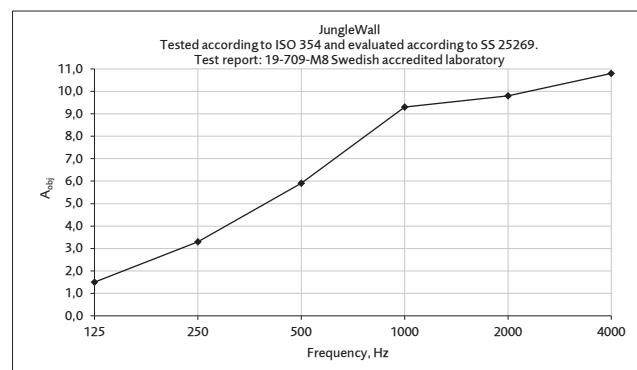
Equivalent absorption area per object (m²S/object)

JungleWall $\alpha_w = 0,55$ (MH)



Equivalent absorption area per m² (m²S/m²)

JungleWall 28 squares (10,79 m²) $N_{10} = 1.7$



Equivalent absorption area per object (m²S/object)

JungleWall


Wall absorbent

Design: Superlab


OPTIONAL COLOURS

The felt in these colours is not available in stock, delivery time on request. Min. order quantity of 8 packages (48 leaves) / colour.


Photographic fabric scans are displayed as a guide and colour variations may occur. If needed, we advise you request actual fabric samples before ordering.




401




401 ML




494



494 ML



499



450




450 ML



456



446 ML




432



432 ML



424



496 ML



424 ML



423 ML



426




426 ML



438




438 ML



409



409 ML



478

JungleWall

Wall absorbent

Design: Superlab

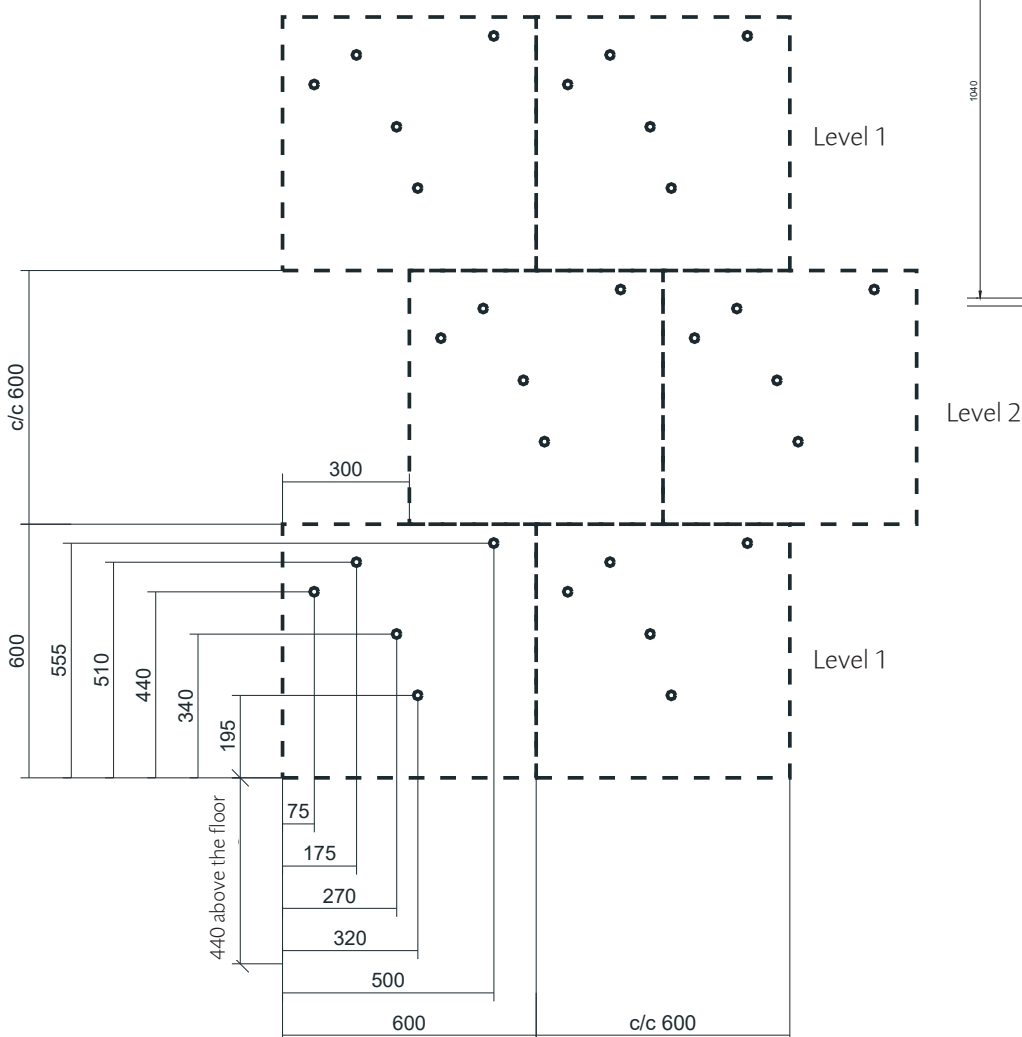
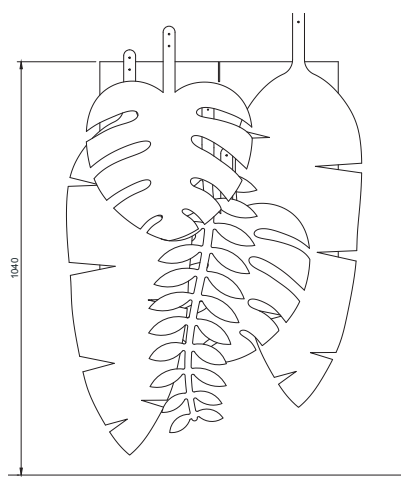
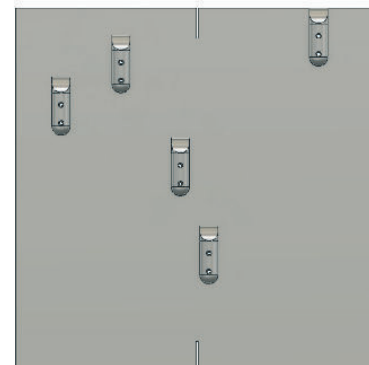
ASSEMBLY EXAMPLE

In the template there are 5 leaves per 600 x 600 mm. (~ 13,8 leaves/m²)

2 Banana leaves, 2 Monstera and 1 Royal Fern.

This is repeated sideways. When repeating upwards, the template is moved 300 mm.

1. Mounting starts down to the left 440 mm above the floor. (Level 1)
2. Mark attachment points on the wall according to the dimensioning. (Level 1)
3. The attachment points are copied with c/c 600 mm to the right. (Level 1)
4. The next height is placed c/c 600 mm and offset 300 mm to the right. (Level 2)
5. Level 3 is copied with c/c 1200 mm from level 1. (Level 3)



JungleWall

Wall absorbent

Design: Superlab

